



ASBK.COM.AU f t i y

Official Pre-Season Test : Phillip Island GP Circuit : Jan. 29 & 30

bLU cRU OCEANIA JUNIOR CUP

Practice 5

Date: 30/01/20
 Event: P17
 Weather: Sunny - Temp: 21.5C
 Track: Dry - Temp: 29.4C

Started at: 09:05:28
 Laps: 15 Min
 Starters: 18
 Printed at: 10:27

CLASSIFICATION

Pos	No	Name	Machine	Fastest Lap	On Lap	Behind Leader	Behind Prev	Top Speed
1	29	Hayden NELSON (NSW) / bLU cRU Yamaha / FIM Oceania / Motul / MA / Pirelli / Ricondi / AGV	Yamaha YZF-R15	2:16.437	2 of 6			143
2	26	Cameron SWAIN (QLD) / bLU cRU Yamaha / FIM Oceania / Motul / MA / Pirelli / Ricondi / AGV	Yamaha YZF-R15	2:16.476	3 of 6	.039	.039	143
3	46	Marianos NIKOLIS (NSW) / bLU cRU Yamaha / FIM Oceania / Motul / MA / Pirelli / Ricondi / AGV	Yamaha YZF-R15	2:16.654	5 of 6	.217	.178	144
4	58	Lucas QUINN (QLD) / bLU cRU Yamaha / FIM Oceania / Motul / MA / Pirelli / Ricondi / AGV	Yamaha YZF-R15	2:16.705	3 of 5	.268	.051	144
5	36	Angus GRENFELL (VIC) / bLU cRU Yamaha / FIM Oceania / Motul / MA / Pirelli / Ricondi / AGV	Yamaha YZF-R15	2:16.775	3 of 5	.338	.070	143
6	55	Varis FLEMING (VIC) / bLU cRU Yamaha / FIM Oceania / Motul / MA / Pirelli / Ricondi / AGV	Yamaha YZF-R15	2:16.995	5 of 5	.558	.220	143
7	50	Cameron DUNKER (NSW) / bLU cRU Yamaha / FIM Oceania / Motul / MA / Pirelli / Ricondi / AGV	Yamaha YZF-R15	2:17.148	4 of 5	.711	.153	144
8	32	Jai RUSSO (NSW) / bLU cRU Yamaha / FIM Oceania / Motul / MA / Pirelli / Ricondi / AGV	Yamaha YZF-R15	2:17.358	2 of 5	.921	.210	144
9	43	Henry SNELL (QLD) / bLU cRU Yamaha / FIM Oceania / Motul / MA / Pirelli / Ricondi / AGV	Yamaha YZF-R15	2:17.384	2 of 5	.947	.026	143
10	59	Tom DRANE (NSW) / bLU cRU Yamaha / FIM Oceania / Motul / MA / Pirelli / Ricondi / AGV	Yamaha YZF-R15	2:17.418	5 of 5	.981	.034	143
11	24	Jamie PORT (VIC) / bLU cRU Yamaha / FIM Oceania / Motul / MA / Pirelli / Ricondi / AGV	Yamaha YZF-R15	2:17.695	2 of 5	1.258	.277	143
12	65	Nate O'NEILL (QLD) / bLU cRU Yamaha / FIM Oceania / Motul / MA / Pirelli / Ricondi / AGV	Yamaha YZF-R15	2:17.929	3 of 5	1.492	.234	144
13	63	Clay CLEGG (NSW) / bLU cRU Yamaha / FIM Oceania / Motul / MA / Pirelli / Ricondi / AGV	Yamaha YZF-R15	2:18.067	3 of 5	1.630	.138	143
14	15	Brodie GAWITH (VIC) / bLU cRU Yamaha / FIM Oceania / Motul / MA / Pirelli / Ricondi / AGV	Yamaha YZF-R15	2:18.510	3 of 5	2.073	.443	144
15	22	Lincoln KNIGHT (NSW) / bLU cRU Yamaha / FIM Oceania / Motul / MA / Pirelli / Ricondi / AGV	Yamaha YZF-R15	2:18.629	2 of 5	2.192	.119	143
16	27	Toby JAMES (VIC) / bLU cRU Yamaha / FIM Oceania / Motul / MA / Pirelli / Ricondi / AGV	Yamaha YZF-R15	2:18.816	5 of 5	2.379	.187	143
17	72	Levi RUSSO (NSW) / bLU cRU Yamaha / FIM Oceania / Motul / MA / Pirelli / Ricondi / AGV	Yamaha YZF-R15	2:20.400	4 of 5	3.963	1.584	143
18	20	Casey MIDDLETON (QLD) / bLU cRU Yamaha / FIM Oceania / Motul / MA / Pirelli / Ricondi / AGV	Yamaha YZF-R15	2:20.474	4 of 5	4.037	.074	143

Current qualifying record for OJC class - 2:13.042 by Tom DRANE (NSW) on a Yamaha YZF-R15 set on 05/10/19


Scott Laing

Tom Williams



Chief Timekeeper - Scott Laing

Clerk of Course - Tom Williams



www.computime.com.au

COMPUTIME RACE TIMING SYSTEMS PTY LTD



ASBK.COM.AU f t i y

Official Pre-Season Test : Phillip Island GP Circuit : Jan. 29 & 30

bLU cRU OCEANIA JUNIOR CUP

Practice 5

Date: 30/01/20
Event: P17
Weather: Sunny - Temp: 21.5C
Track: Dry - Temp: 29.4C

Started at: 09:05:28
Laps: 15 Min
Starters: 18
Printed at: 10:27

LAP TIMES

No	Name	Lap 1	Lap 2	Lap 3	Lap 4	Lap 5	Lap 6
15	Brodie GAWITH (VIC)	2:55.655	2:20.612	2:18.510	2:18.818	2:20.714	
20	Casey MIDDLETON (QLD)	2:49.917	2:21.564	2:20.733	2:20.474	2:20.529	
22	Lincoln KNIGHT (NSW)	2:54.532	2:18.629	2:21.143	2:18.943	2:20.123	
24	Jamie PORT (VIC)	2:52.172	2:17.695	2:21.699	2:20.934	2:20.098	
26	Cameron SWAIN (QLD)	2:40.989	2:16.976	2:16.476	2:17.662	2:16.883	2:29.528
27	Toby JAMES (VIC)	2:53.936	2:19.973	2:21.682	2:21.132	2:18.816	
29	Hayden NELSON (NSW)	2:51.139	2:16.437	2:17.825	2:16.737	2:16.469	2:28.511
32	Jai RUSSO (NSW)	2:55.823	2:17.358	2:28.596	2:17.364	2:17.363	
36	Angus GRENFELL (VIC)	2:44.893	2:18.642	2:16.775	2:17.472	2:16.805	
43	Henry SNELL (QLD)	2:43.513	2:17.384	2:21.481	2:19.947	2:20.290	
46	Marianos NIKOLIS (NSW)	2:43.973	2:17.306	2:17.021	2:17.723	2:16.654	2:31.757
50	Cameron DUNKER (NSW)	2:55.743	2:17.801	2:29.591	2:17.148	2:17.422	
55	Varis FLEMING (VIC)	2:45.783	2:20.981	2:22.247	2:18.405	2:16.995	
58	Lucas QUINN (QLD)	2:52.215	2:18.709	2:16.705	2:17.273	2:17.331	
59	Tom DRANE (NSW)	2:50.817	2:18.003	2:28.039	2:18.258	2:17.418	
63	Clay CLEGG (NSW)	2:53.223	2:20.912	2:18.067	2:18.707	2:20.220	
65	Nate O'NEILL (QLD)	2:53.376	2:21.265	2:17.929	2:19.101	2:20.244	
72	Levi RUSSO (NSW)	2:55.398	2:22.249	2:21.058	2:20.400	2:22.345	

Scott Laing

Tom Williams



Chief Timekeeper - Scott Laing

Clerk of Course - Tom Williams

www.computime.com.au

COMPUTIME RACE TIMING SYSTEMS PTY LTD





ASBK.COM.AU f t i y

Official Pre-Season Test : Phillip Island GP Circuit : Jan. 29 & 30

bLU cRU OCEANIA JUNIOR CUP

Practice 5

Date: 30/01/20
 Event: P17
 Weather: Sunny - Temp: 21.5C
 Track: Dry - Temp: 29.4C

Started at: 09:05:28
 Laps: 15 Min
 Starters: 18
 Printed at: 10:27

SPLIT TIMES

Lap	Split 1	Split 2	Split 3	Split 4	Lap Time	Spd	Lap	Split 1	Split 2	Split 3	Split 4	Lap Time	Spd
15 Brodie GAWITH (VIC) (14th)							2	32.800	40.218	28.428	38.527	2:19.973	143
1	1:04.798	41.182	29.453	40.222	2:55.655 P		3	32.942	41.076	29.421	38.243	2:21.682	142
2	33.031	40.596	28.961	38.024	2:20.612	143	4	32.929	40.644	28.780	38.779	2:21.132	142
3	32.768	39.667	28.099	37.976	2:18.510	142	5	33.236	40.170	27.940	37.470	2:18.816	142
4	32.759	39.618	28.299	38.142	2:18.818	143	29 Hayden NELSON (NSW) (1st)						
5	32.991	40.413	28.824	38.486	2:20.714	143	1	1:01.431	41.307	29.552	38.849	2:51.139 P	
20 Casey MIDDLETON (QLD) (18th)							2	32.448	38.888	27.629	37.472	2:16.437	143
1	59.481	42.525	28.302	39.609	2:49.917 P		3	32.716	40.027	27.609	37.473	2:17.825	143
2	32.631	40.606	29.885	38.442	2:21.564	142	4	32.225	38.911	27.872	37.729	2:16.737	142
3	32.664	39.751	28.837	39.481	2:20.733	143	5	32.408	39.040	27.753	37.268	2:16.469	142
4	32.723	40.640	28.929	38.182	2:20.474	143	6	32.418	38.963	28.349	48.781	2:28.511	143
5	32.988	40.078	28.789	38.674	2:20.529	143	32 Jai RUSSO (NSW) (8th)						
22 Lincoln KNIGHT (NSW) (15th)							1	1:04.999	41.958	29.878	38.988	2:55.823 P	
1	1:05.352	41.746	28.486	38.948	2:54.532 P		2	32.913	39.631	27.413	37.401	2:17.358	143
2	33.085	39.930	27.876	37.738	2:18.629	143	3	32.725	41.770	32.402	41.699	2:28.596	144
3	32.730	40.471	29.739	38.203	2:21.143	143	4	32.935	39.318	27.983	37.128	2:17.364	140
4	32.728	40.559	28.145	37.511	2:18.943	143	5	32.977	39.494	27.618	37.274	2:17.363	144
5	32.757	40.241	28.892	38.233	2:20.123	143	36 Angus GRENFELL (VIC) (5th)						
24 Jamie PORT (VIC) (11th)							1	57.405	40.277	29.094	38.117	2:44.893 P	
1	1:04.293	40.663	28.756	38.460	2:52.172 P		2	32.899	39.190	28.788	37.765	2:18.642	142
2	32.864	39.986	27.675	37.170	2:17.695	141	3	32.665	38.643	28.231	37.236	2:16.775	143
3	32.819	41.005	29.186	38.689	2:21.699	143	4	32.305	39.083	28.369	37.715	2:17.472	142
4	32.633	40.949	29.363	37.989	2:20.934	141	5	32.760	37.996	28.674	37.375	2:16.805	142
5	33.185	40.193	28.853	37.867	2:20.098	143	43 Henry SNELL (QLD) (9th)						
26 Cameron SWAIN (QLD) (2nd)							1	54.160	40.978	28.831	39.544	2:43.513 P	
1	53.813	40.872	28.197	38.107	2:40.989 P		2	32.873	38.941	27.696	37.874	2:17.384	143
2	32.773	39.613	27.346	37.244	2:16.976	143	3	32.780	40.951	29.288	38.462	2:21.481	143
3	32.565	39.250	27.782	36.879	2:16.476	142	4	32.547	40.174	29.001	38.225	2:19.947	143
4	32.351	39.190	28.296	37.825	2:17.662	142	5	32.884	40.043	29.372	37.991	2:20.290	141
5	32.281	39.525	27.700	37.377	2:16.883	143	46 Marianos NIKOLIS (NSW) (3rd)						
6	32.247	39.106	28.322	49.853	2:29.528	143	1	55.718	40.284	29.977	37.994	2:43.973 P	
27 Toby JAMES (VIC) (16th)							2	32.511	39.176	28.127	37.492	2:17.306	143
1	1:03.281	41.742	29.358	39.555	2:53.936 P		3	32.302	39.111	28.431	37.177	2:17.021	143

Scott Laing

Tom Williams




Chief Timekeeper - Scott Laing

Clerk of Course - Tom Williams

www.computime.com.au

COMPUTIME RACE TIMING SYSTEMS PTY LTD





ASBK.COM.AU f t i y

Official Pre-Season Test : Phillip Island GP Circuit : Jan. 29 & 30

bLU cRU OCEANIA JUNIOR CUP

Practice 5

Date: 30/01/20
 Event: P17
 Weather: Sunny - Temp: 21.5C
 Track: Dry - Temp: 29.4C

Started at: 09:05:28
 Laps: 15 Min
 Starters: 18
 Printed at: 10:27

SPLIT TIMES

Lap	Split 1	Split 2	Split 3	Split 4	Lap Time	Spd	Lap	Split 1	Split 2	Split 3	Split 4	Lap Time	Spd
4	32.471	39.496	27.889	37.867	2:17.723	143	2	33.109	40.134	27.204	37.556	2:18.003	143
5	32.265	39.003	27.760	37.626	2:16.654	143	3	32.921	41.865	32.659	40.594	2:28.039	143
6	32.827	38.234	28.663	52.033	2:31.757	144	4	32.691	40.014	27.623	37.930	2:18.258	143
							5	32.532	39.745	28.053	37.088	2:17.418	142
50 Cameron DUNKER (NSW) (7th)													
1	1:05.914	41.559	29.757	38.513	2:55.743 P								
2	32.408	39.398	28.294	37.701	2:17.801	143							
3	32.455	43.117	32.184	41.835	2:29.591	144							
4	32.213	39.380	28.249	37.306	2:17.148	143							
5	32.392	39.635	28.164	37.231	2:17.422	142							
							63 Clay CLEGG (NSW) (13th)						
							1	1:02.711	42.729	28.751	39.032	2:53.223 P	
							2	33.689	39.720	29.311	38.192	2:20.912	141
							3	32.839	39.467	28.396	37.365	2:18.067	143
							4	32.885	39.292	28.287	38.243	2:18.707	143
							5	33.324	39.127	29.673	38.096	2:20.220	140
55 Varis FLEMING (VIC) (6th)													
1	57.120	41.710	27.954	38.999	2:45.783 P								
2	33.166	40.473	28.706	38.636	2:20.981	143							
3	32.762	40.301	28.994	40.190	2:22.247	143							
4	32.599	40.024	27.729	38.053	2:18.405	143							
5	32.544	39.754	27.511	37.186	2:16.995	143							
							65 Nate O'NEILL (QLD) (12th)						
							1	1:04.107	41.731	28.355	39.183	2:53.376 P	
							2	33.449	40.397	29.668	37.751	2:21.265	143
							3	32.739	39.373	28.393	37.424	2:17.929	143
							4	32.775	40.254	28.143	37.929	2:19.101	144
							5	32.927	40.294	28.880	38.143	2:20.244	143
58 Lucas QUINN (QLD) (4th)													
1	1:03.897	41.177	28.865	38.276	2:52.215 P								
2	32.795	40.439	27.831	37.644	2:18.709	144							
3	32.397	39.510	27.605	37.193	2:16.705	143							
4	32.017	39.496	28.325	37.435	2:17.273	142							
5	32.269	39.591	28.128	37.343	2:17.331	142							
							72 Levi RUSSO (NSW) (17th)						
							1	1:04.842	42.780	29.016	38.760	2:55.398 P	
							2	33.388	41.423	29.061	38.377	2:22.249	142
							3	33.434	40.680	28.699	38.245	2:21.058	142
							4	33.469	40.262	28.497	38.172	2:20.400	142
							5	33.567	40.708	29.203	38.867	2:22.345	143
59 Tom DRANE (NSW) (10th)													
1	1:00.765	41.555	30.207	38.290	2:50.817 P								

Scott Laing

Tom Williams



Chief Timekeeper - Scott Laing

Clerk of Course - Tom Williams



www.computime.com.au

COMPUTIME RACE TIMING SYSTEMS PTY LTD



ASBK.COM.AU f t i y

Official Pre-Season Test : Phillip Island GP Circuit : Jan. 29 & 30

bLU cRU OCEANIA JUNIOR CUP

Practice 5

Date: 30/01/20
Event: P17
Weather: Sunny - Temp: 21.5C
Track: Dry - Temp: 29.4C

Started at: 09:05:28
Laps: 15 Min
Starters: 18
Printed at: 10:27

FASTEST LAPS SEQUENCE

Race Time	No	Name	Machine	Fastest Lap	On Lap
3:32.948	36	Angus GRENFELL (VIC)	Yamaha YZF-R15	2:44.893	1
3:33.808	46	Marianos NIKOLIS (NSW)	Yamaha YZF-R15	2:43.973	1
3:34.616	26	Cameron SWAIN (QLD)	Yamaha YZF-R15	2:40.989	1
5:51.114	46	Marianos NIKOLIS (NSW)	Yamaha YZF-R15	2:17.306	2
5:51.347	29	Hayden NELSON (NSW)	Yamaha YZF-R15	2:16.437	2

Chief Timekeeper - Scott Laing

Clerk of Course - Tom Williams



www.computime.com.au

COMPUTIME RACE TIMING SYSTEMS PTY LTD





ASBK.COM.AU f t i y

Official Pre-Season Test : Phillip Island GP Circuit : Jan. 29 & 30

bLU cRU OCEANIA JUNIOR CUP

Practice 5

Date: 30/01/20
 Event: P17
 Weather: Sunny - Temp: 21.5C
 Track: Dry - Temp: 29.4C

Started at: 09:05:28
 Laps: 15 Min
 Starters: 18
 Printed at: 10:27

BEST PARTIAL TIMES

Pos	Split 1		Split 2		Split 3		Split 4		LAP		Ideal	Fastest
	Name	Time	Name	Time	Name	Time	Name	Time	Name	Time		
1	L. QUINN	32.017	A. GRENFELL	37.996	T. DRANE	27.204	C. SWAIN	36.879	M. NIKOLIS	2:15.436	2:16.654	
2	C. DUNKER	32.213	M. NIKOLIS	38.234	C. SWAIN	27.346	T. DRANE	37.088	C. SWAIN	2:15.578	2:16.476	
3	H. NELSON	32.225	C. DUNKER	38.489	J. RUSSO	27.413	J. RUSSO	37.128	A. GRENFELL	2:15.768	2:16.775	
4	C. SWAIN	32.247	H. NELSON	38.888	V. FLEMING	27.511	J. PORT	37.170	L. QUINN	2:15.785	2:16.705	
5	M. NIKOLIS	32.265	H. SNELL	38.941	L. QUINN	27.605	M. NIKOLIS	37.177	H. NELSON	2:15.990	2:16.437	
6	A. GRENFELL	32.305	L. QUINN	38.970	H. NELSON	27.609	V. FLEMING	37.186	C. DUNKER	2:16.097	2:17.148	
7	T. DRANE	32.532	C. SWAIN	39.106	J. PORT	27.675	L. QUINN	37.193	J. RUSSO	2:16.337	2:17.358	
8	V. FLEMING	32.544	C. CLEGG	39.127	H. SNELL	27.696	C. DUNKER	37.231	T. DRANE	2:16.569	2:17.418	
9	H. SNELL	32.547	J. RUSSO	39.187	M. NIKOLIS	27.760	A. GRENFELL	37.236	V. FLEMING	2:16.995	2:16.995	
10	J. RUSSO	32.609	N. O'NEILL	39.373	L. KNIGHT	27.876	H. NELSON	37.268	H. SNELL	2:17.058	2:17.384	
11	C. MIDDLETO	32.631	B. GAWITH	39.618	T. JAMES	27.940	C. CLEGG	37.365	J. PORT	2:17.110	2:17.695	
12	J. PORT	32.633	J. PORT	39.632	B. GAWITH	28.099	N. O'NEILL	37.424	C. CLEGG	2:17.526	2:18.067	
13	T. JAMES	32.686	T. DRANE	39.745	N. O'NEILL	28.143	T. JAMES	37.470	N. O'NEILL	2:17.679	2:17.929	
14	L. KNIGHT	32.728	C. MIDDLETO	39.751	C. DUNKER	28.164	L. KNIGHT	37.511	L. KNIGHT	2:18.045	2:18.629	
15	N. O'NEILL	32.739	V. FLEMING	39.754	A. GRENFELL	28.231	H. SNELL	37.874	T. JAMES	2:18.266	2:18.816	
16	C. CLEGG	32.747	L. KNIGHT	39.930	C. CLEGG	28.287	B. GAWITH	37.976	B. GAWITH	2:18.452	2:18.510	
17	B. GAWITH	32.759	T. JAMES	40.170	C. MIDDLETO	28.302	L. RUSSO	38.172	C. MIDDLETO	2:18.866	2:20.474	
18	L. RUSSO	33.388	L. RUSSO	40.262	L. RUSSO	28.497	C. MIDDLETO	38.182	L. RUSSO	2:20.319	2:20.400	

Scott Laing

Tom Williams




Chief Timekeeper - Scott Laing

Clerk of Course - Tom Williams

www.computime.com.au

COMPUTIME RACE TIMING SYSTEMS PTY LTD





ASBK.COM.AU f t i y

Official Pre-Season Test : Phillip Island GP Circuit : Jan. 29 & 30

bLU cRU OCEANIA JUNIOR CUP

Practice 5

Date: 30/01/20
Event: P17
Weather: Sunny - Temp: 21.5C
Track: Dry - Temp: 29.4C

Started at: 09:05:28
Laps: 15 Min
Starters: 18
Printed at: 10:27

RACE INFORMATION

Time	Description
09:05:28	Event Start
09:19:22	Red Flag
09:19:58	RED FLAG - SESSION DECLARED - CRASH TURN 4 (No. 20) - RIDER UP
09:21:53	CRASH TURN 1 (No. 29) - RIDER UP
09:24:34	Event Finish



Chief Timekeeper - Scott Laing

Clerk of Course - Tom Williams



www.computime.com.au

COMPUTIME RACE TIMING SYSTEMS PTY LTD